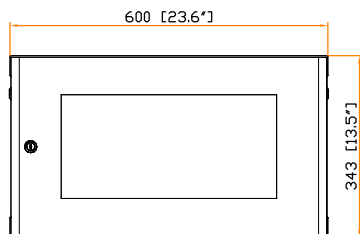
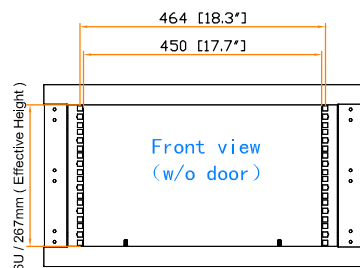


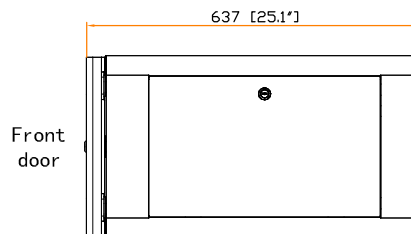
Front view



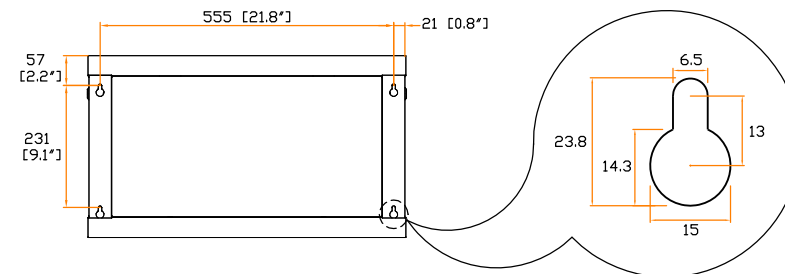
Front view (w/o door)



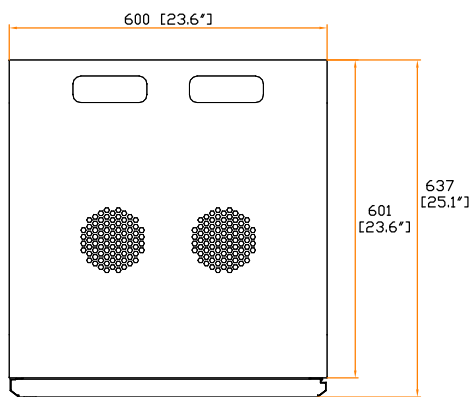
Side view



Rear view

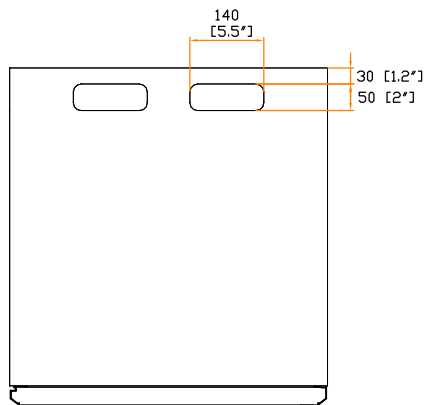


Top view



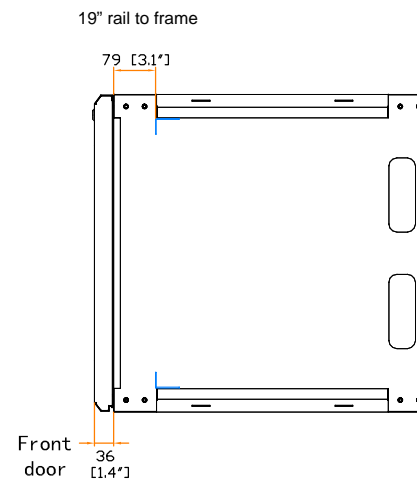
Front door

Bottom view



Front door

19" rail position



The company reserves the right to modify product specifications without prior notice and assumes no responsibility for any error which may appear in this publication.

Copyright 2013 Austin Hughes Electronics Ltd. All rights reserved.

Dimension (Overall) : 600 (W) x 637 (D) x 343 (H) mm / 23.6 (W) x 25.1 (D) x 13.5 (H) in.

Dimension (Effective) : 600 (W) x 601 (D) x 267 (H) mm / 23.6 (W) x 23.6 (D) x 10.5 (H) in.

Net Weight : - kg / - lb

Color : Black (RAL-9005) or Grey white (RAL -9002)

Static Loading : 50 kg / 110 lb